

## Product information

# VELUX CABRIO® Roof balcony GDL



### Product description

- High quality natural pinewood coated with impregnation and layers of water-based acrylic white paint or clear lacquer
- Top-hung upper section with bottom handle for convenient operation
- Bottom-hung lower section with handles on top sash - opens outwards
- Banister railings and balusters
- Triple glazing
- Ventilation flap and integrated dust and insect filter
- Maintenance-free exterior covers

### Roof pitch

- Can be installed in roof pitches between 35° and 53°

### Materials

- Laminated pinewood
- Glass, toughened outer glass / laminated inner glass
- Lacquered aluminium, copper or zinc
- VELUX ThermoTechnology™ insulation

### Certifications



The VELUX product factories guarantee quality systems implementation process and environmental management systems through appropriate accreditations ISO 9001 and ISO 14001

**EUTR** In compliance with the EU Timber Regulation (EUTR), EU regulation 995/2010

**REACH** We are aware of the REACH regulation and acknowledge the obligations. No products are obliged to be registered in accordance to REACH and none of our products contain any Substances of Very High Concern.



**Available sizes and daylight area**

	472 mm	550 mm	660 mm	780 mm	942 mm	1140 mm	1340 mm
1600 mm				<b>Upper section MK10</b>	<b>Upper section PK10</b>	<b>Upper section SK10</b>	
				(0.85)	(1.07)	(1.35)	
920 mm				<b>Lower section MK34</b>	<b>Lower section PK34</b>	<b>Lower section SK34</b>	
				(0.44)	(0.56)	(0.70)	

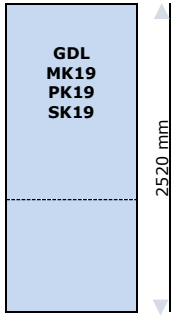
( ) = Effective daylight area, m<sup>2</sup>

**Lining measurements**

Size	Width (mm)
MK--	725
PK--	887
SK--	1085

Size	Height (mm)
--19	2461

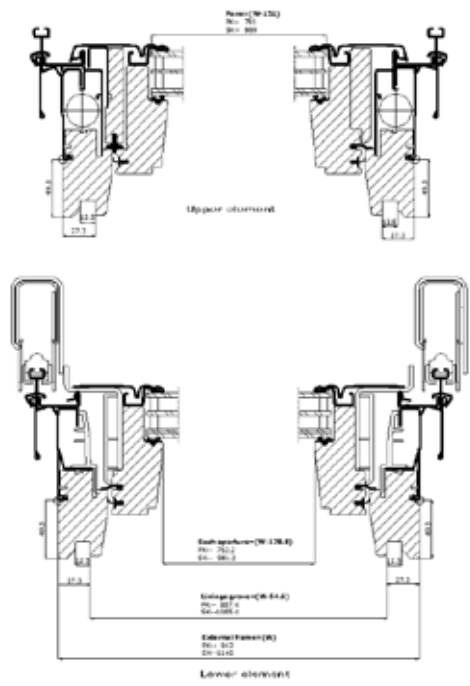
**CABRIO® GDL total height**



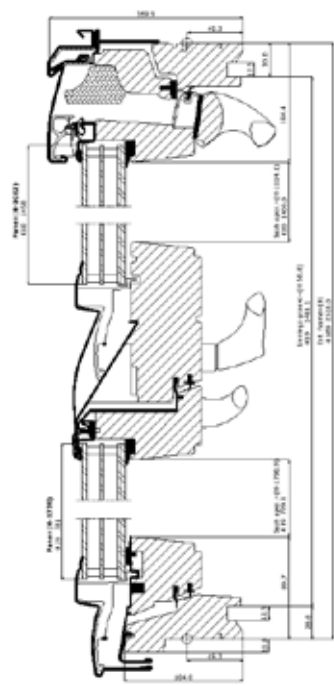
- Roof balcony CABRIO® GDL
- opens into an instant balcony in seconds
  - offers direct access to the outside
  - adds fresh air, daylight and a great view

The top-hung upper section is bottom-operated and remains open in all positions up to 45°  
 The bottom-hung lower section is opened/closed with two handles on the top sash. Integral banister railings automatically slide into position when the balcony is opened

**Width**



**Height**



## Technical values











	--66	--66L
<b>U<sub>w</sub> [W/m<sup>2</sup>K]</b>	1.2	1.2
<b>U<sub>g</sub> [W/m<sup>2</sup>K]</b>	0.5	0.7
<b>R<sub>w</sub> [dB]</b>	37	34
<b>g [ ]</b>	0.51	0.54
<b>τ<sub>v</sub> [ ]</b>	0.74	0.70
<b>τ<sub>uv</sub> [ ]</b>	0.05	0.05
<b>Air permeability [class]</b>	3	3

Thermal improvements such as lower U-value (U<sub>w</sub>) and lower linear heat loss coefficient (φ) can be obtained with frame insulation collar and/or recessed installation.  
 --66 applies to GDL MK19 & GDL PK19, --66L applies to GDL SK19.

## Glazing structure

	--66	--66L
<b>Inner glass pane</b>	2 x 3 mm laminated float with low ε coating	2 x 2 mm laminated float with low ε coating
<b>Middle glass pane</b>	3 mm heat strengthened float with low ε coating	2.2 mm heat strengthened float with low ε coating
<b>Outer glass pane</b>	4 mm toughened with coatings	3 mm toughened with coatings
<b>Cavity</b>	2 x 12 mm	2 x 14 mm
<b>Glass panes</b>	Triple	Triple
<b>Gas filling</b>	Krypton	Argpn

## Glazing features

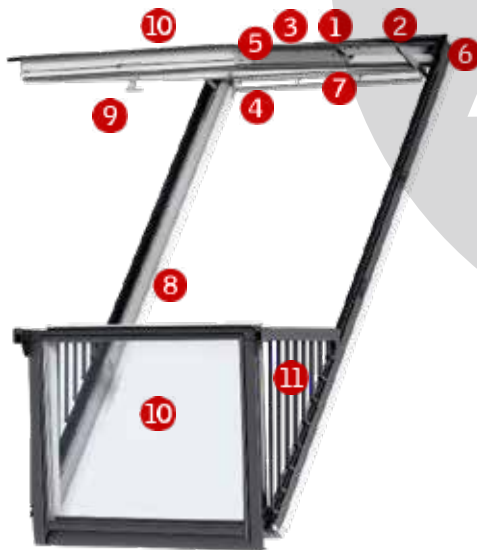
		--66
	<b>Heat insulation</b> Low energy glazing provides reduced heat loss through the window and enhanced indoor comfort.	•••
	<b>Solar gain</b> In the wintertime, the heat from the sun entering through the windows is a usable solar gain.	••
	<b>Sound insulation</b> A combination of laminated glass and optimal glass thickness provides better sound insulation. Frame/sash construction and gaskets are equally important.	•••
	<b>Security</b> Thicker laminated inner glass pane designed to increase resistance to manual attack (burglary).	•
	<b>Safety</b> Laminated inner glass is designed to hold the fragments together if the glass breaks. We recommend that you consider using glass units with laminated glass on the inside for windows placed above areas where people sleep, play or work.	✓
	<b>Outside strength</b> Toughened outer glass pane makes your glazing more resistant to hail, heavy wind and snow loads.	✓
	<b>Delayed fading of materials</b> Inner laminated glass protects materials behind the glass against UV radiation and therefore delays fading of the materials.	✓
	<b>Rain noise reduction</b> The combination of laminated glass and extra thick glass helps provide a significant, audible reduction of rainfall sound. Frame/sash construction and gaskets are equally important.	✓
	<b>Easy-to-clean</b> The easy-to-clean coating minimises the cleaning frequency of the outer glass pane and gives you a clearer view in case of rain.	✓
	<b>Anti-dew</b> The anti-dew coating significantly reduces the days with dew on the outer glass pane and thus gives you a clear view.	✓

• Good •• Better ••• Best ✓ Feature included in glazing variant

### Technical values, ventilation through ventilation flap

Property	Windows with triple glazing		
	Width		
	MK--	PK--	SK--
Air flow characteristics [l/s]	2.8	3.4	4.1
Air flow exponent [-]	0.53	0.53	0.53
Ventilation capacity at 4 Pa [l/s]	5.8	7.1	8.5
Ventilation capacity at 8 Pa [l/s]	8.4	10.2	12.3
Ventilation capacity at 10 Pa [l/s]	9.5	11.5	13.9
Ventilation capacity at 20 Pa [l/s]	13.7	16.6	20.1
Equivalent area through ventilation flap [mm <sup>2</sup> ]	3700	4600	5600
Geometrical free area [mm <sup>2</sup> ]	4500	6100	7200

Visible features



**1 Lock casing**

- electro-galvanised steel
- colour: "silver"



**2 Data plate**

- window type, size and variant code
- CE marking
- production code
- QR code



**3 Click-on covers**

- lacquered aluminium



**4 Control bar**

- anodised aluminium



**5 Excellent insulation**

- expanded polystyrene
- colour: grey charcoal



**6 Barrel bolts**

- plastic
- colour: grey
- steel
- colour: "silver"



**7 Hinges with friction**

- electro-galvanised steel
- colour: "silver"




**8 Barrel bolt bushings**

- plastic
- colour: white/grey



**9 Bottom handle**

- anodised aluminium



**10 Triple glazing**


- toughened outer glass
- laminated inner glass for personal safety



**11 Railings and balusters**

- plastic and painted aluminium
- colour: black
- passivated steel hinges
- colour: "silver"

## Cleaning and maintenance



To clean the outer pane from the inside, rotate sash and secure in cleaning position with barrel bolt. Open the upper section to clean the outer pane of the lower element.



VELUX repair and maintenance kits are available.

## Exterior covers

Material	NCS standard colour	RAL nearest standard colour
<b>Lacquered aluminium</b> (-0--) grey	S 7500-N	7043
<b>Copper</b> (-1--)	-	-
<b>Titanium zinc</b> (-3--)	-	-

Special colour requests, please contact enquiries@velux.co.uk

## Interior finish

<b>White paint</b>	Impregnation and layers of water-based acrylic lacquer and paint, NCS standard colour: S 0500-N, nearest RAL standard colour: 9003.
<b>Clear lacquer</b>	Impregnation and layers of water-based acrylic lacquer

Special colour requests, please contact enquiries@velux.co.uk

## Flashings and installation products



### Flashings:

- ED- -K19 for single installation
- EK- -K10 / ET- -K34 --00 / ET- -K34 --00- for combi installation

Available for standard installation

### Installation products:

- Installation set BDX 2000 (incl BFX) + extension pieces BDX W34 (incl BFX)
- Underfelt collar BFX 1000 incl transverse drainage gutter
- Vapour barrier collar BBX 0000 + extension pieces BBX WK34
- Linings LS- (incl BBX) + additional lining parts LL- (incl BBX)

## Note

We reserve the right to make technical changes.

For more information on roof balcony CABRIO® GDL and other VELUX products, please visit [www.velux.co.uk](http://www.velux.co.uk)

## Blinds, awnings and shutters



### Interior suncreening

- Blackout blind ●●●
- Roller blind ●●●
- Pleated blind ●●
- Flying pleated blind ●
- Double pleated energy blind ●●
- Venetian blind ●
- Duo blackout blind ●



### Exterior suncreening

- Awning blind ●●●
- Roller shutter ●●●



### Additional accessories

- Insect roller screen ●

- Available in manual and mains/solar powered versions
- Available in manual and mains powered versions
- Available in manual version

The mains and solar powered versions are part of the VELUX INTEGRA® product range.